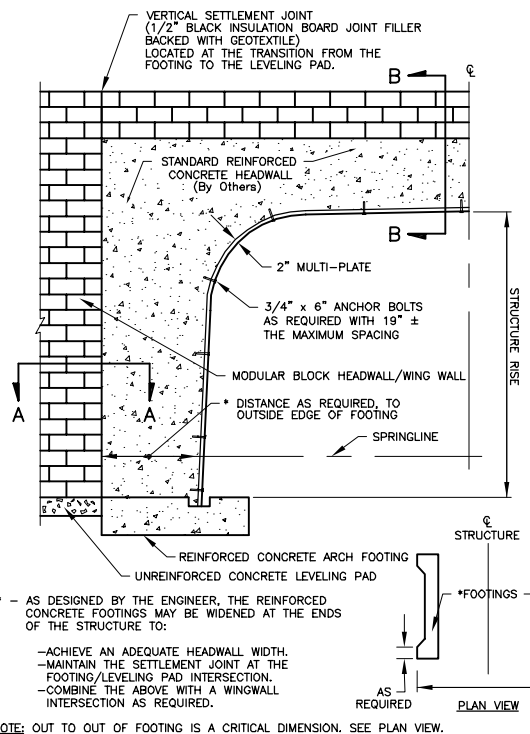
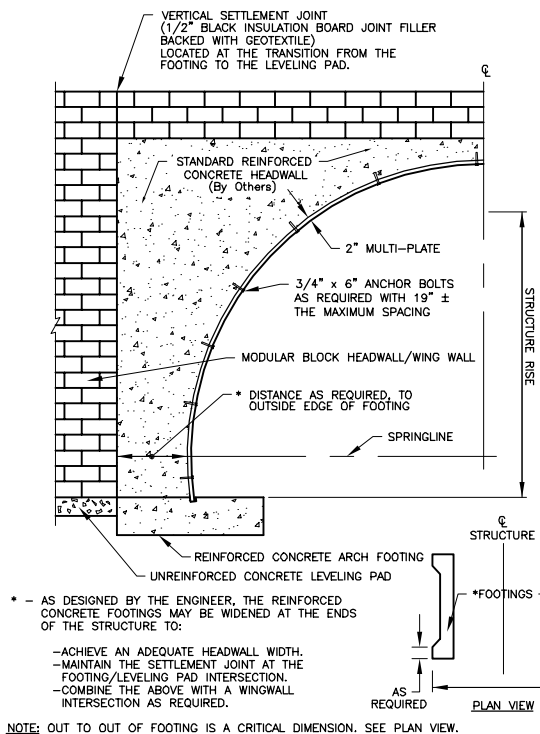


CAST IN PLACE HEADWALL DETAILS FOR CULVERTS AT AN ANGLE TO KEYSTONE WALL

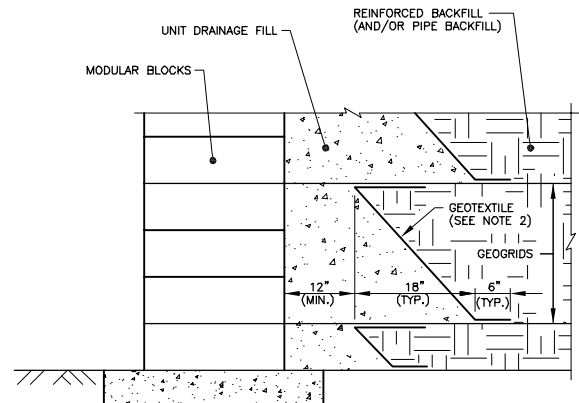
KEYSTONE HEADWALL OPTION FOR CULVERTS PERPENDICULAR TO KEYSTONE WALL



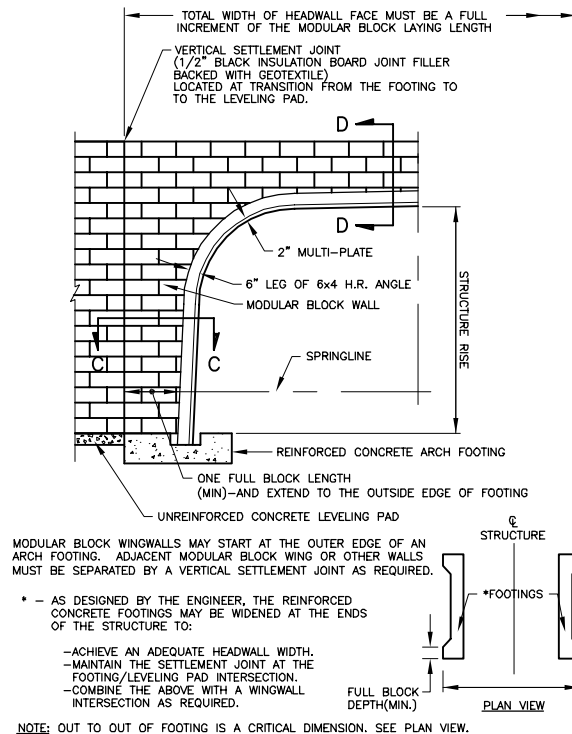
ALUMINUM BOX CULVERT  
MODULAR BLOCK/CONC. HEADWALL DETAIL  
NO SCALE



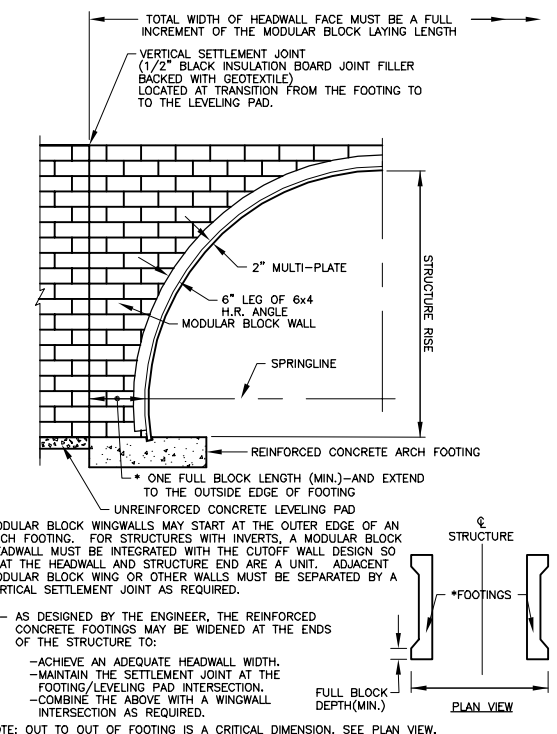
ALUMINUM STRUCTURAL PLATE  
MODULAR BLOCK/CONC. HEADWALL DETAIL  
NO SCALE



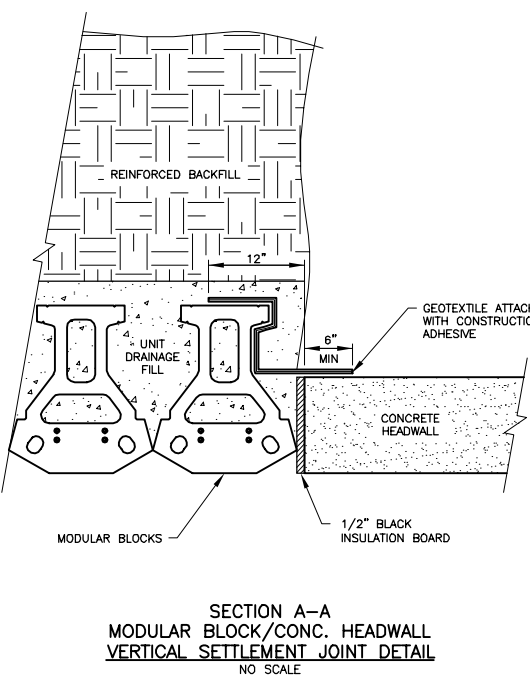
SEPARATION DETAIL IN THE PIPE ZONE  
MODULAR BLOCK HEADWALL  
PIPE ZONE SEPARATION DETAIL  
NO SCALE



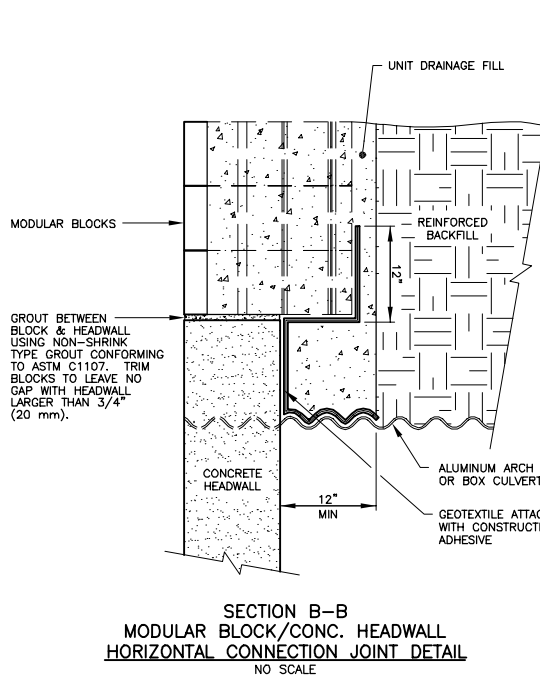
ALUMINUM BOX CULVERT  
MODULAR BLOCK HEADWALL DETAIL  
NO SCALE



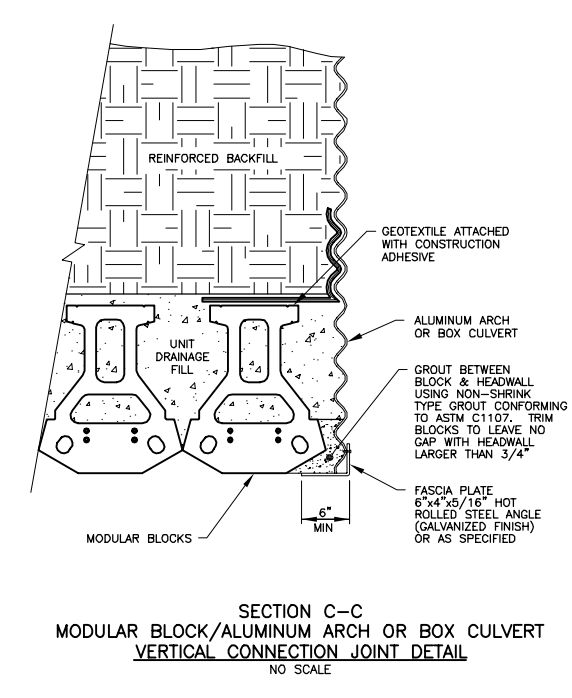
ALUMINUM STRUCTURAL PLATE  
MODULAR BLOCK HEADWALL DETAIL  
NO SCALE



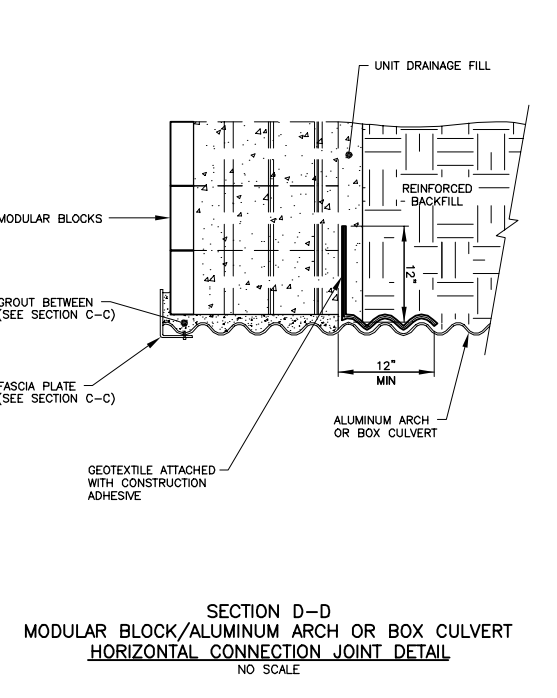
SECTION A-A  
MODULAR BLOCK/CONC. HEADWALL  
VERTICAL SETTLEMENT JOINT DETAIL  
NO SCALE



SECTION B-B  
MODULAR BLOCK/CONC. HEADWALL  
HORIZONTAL CONNECTION JOINT DETAIL  
NO SCALE



SECTION C-C  
MODULAR BLOCK/ALUMINUM ARCH OR BOX CULVERT  
VERTICAL CONNECTION JOINT DETAIL  
NO SCALE



SECTION D-D  
MODULAR BLOCK/ALUMINUM ARCH OR BOX CULVERT  
HORIZONTAL CONNECTION JOINT DETAIL  
NO SCALE

DESIGN IS FOR INTERNAL STABILITY OF THE KEYSTONE WALL STRUCTURE ONLY. EXTERNAL STABILITY, INCLUDING BUT NOT LIMITED TO FOUNDATION AND SLOPE STABILITY, IS THE RESPONSIBILITY OF THE OWNER. THE DESIGN IS BASED ON THE ASSUMPTION THAT THE MATERIAL WITHIN THE RETAINED MASS, METHODS OF CONSTRUCTION, AND QUALITY OF MATERIALS CONFORM TO KEYSTONE'S SPECIFICATIONS FOR THIS PROJECT.

THIS DRAWING IS BEING FURNISHED FOR THIS SPECIFIC PROJECT ONLY. ANY PARTY ACCEPTING THIS DOCUMENT DOES SO IN CONFIDENCE AND AGREES THAT IT SHALL NOT BE DUPLICATED IN WHOLE OR IN PART, NOR DISCLOSED TO OTHERS WITHOUT THE CONSENT OF KEYSTONE RETAINING WALL SYSTEMS, INC.

No.	Date	Revision	By

**KEYSTONE**  
RETAINING WALL SYSTEMS  
4444 West 78th Street  
Minneapolis, MN 55435  
(612) 897-1040

Designed By: RKM  
Checked By: CDM  
Date: 08/08/00

Client: CONTECH CONSTRUCTION PRODUCTS INC.  
Scale: NO SCALE

Title: CULVERT DETAILS  
Project No:   
Drawing No: 6

8/25/00 9:33 AM Key-Conf.dwg Rick Magnuson, Keystone Retaining Wall Systems

COPYRIGHT (c) 2000 by Keystone Retaining Wall Systems, Inc.