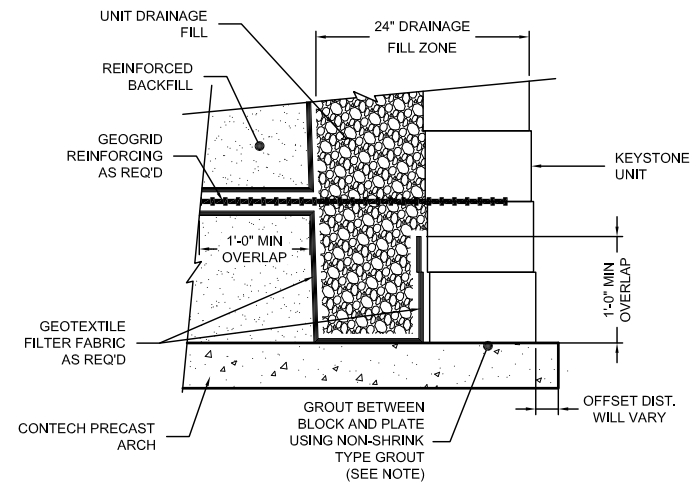
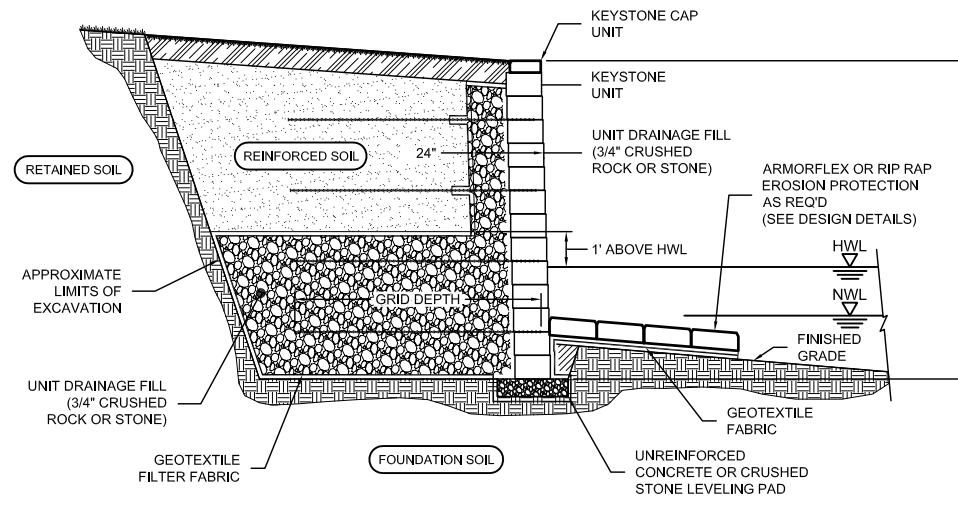


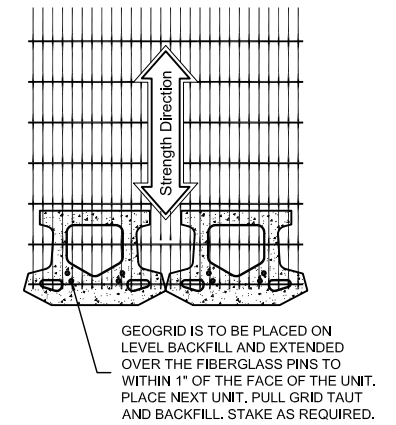
**SECTION A-A
CONNECTION JOINT PLAN**
NOT TO SCALE



**SECTION B-B
CONNECTION JOINT PLAN**
NOT TO SCALE

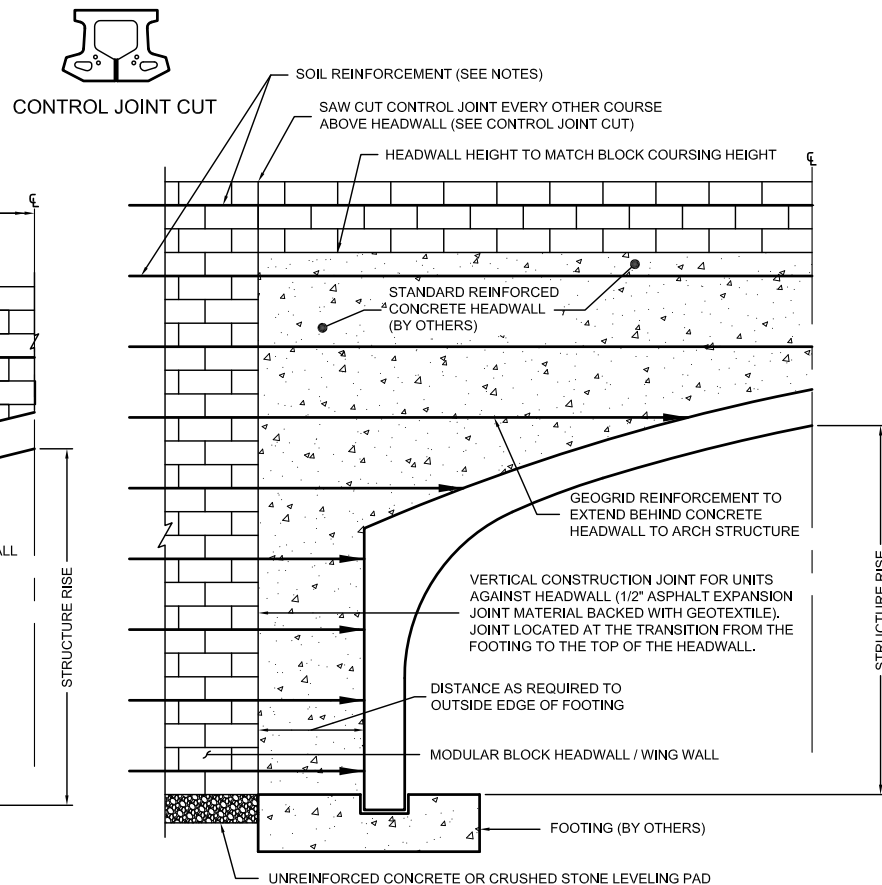


**SECTION C-C
TYP REINFORCED WALL SECTION IN WATER**
NOT TO SCALE

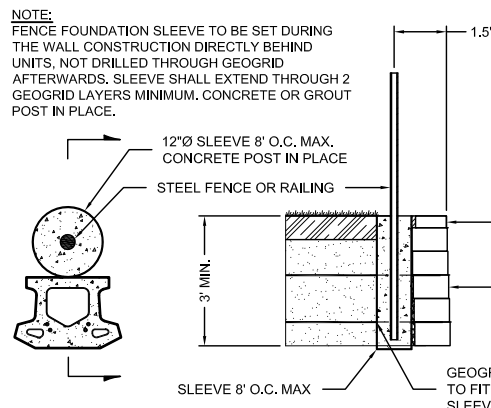


GRID & PIN CONNECTION
NOT TO SCALE

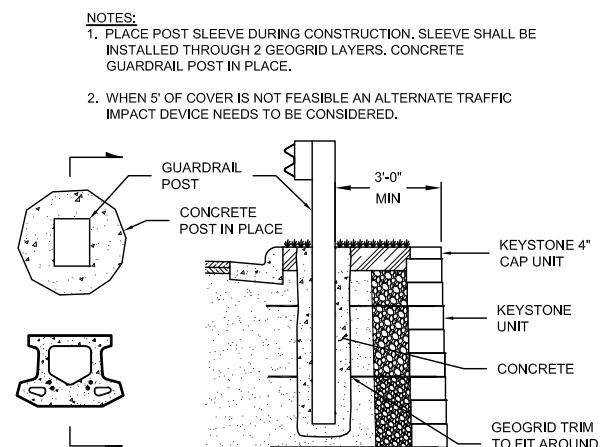
- NOTES:**
- SOIL REINFORCEMENT PER SITE SPECIFIC DESIGN.
 - GROUT BETWEEN BLOCK AND CONCRETE USING NON-SHRINK TYPE GROUT CONFORMING TO ASTM C1107. TRIM BLOCKS TO LEAVE NO GAP WITH CONCRETE LARGER THAN 3/4".



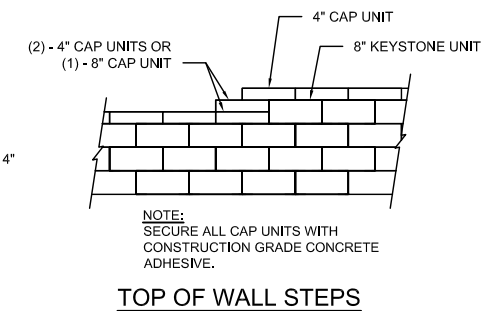
**SKewed ANGLE CONSPAN B-SERIES MODULAR
BLOCK/CONCRETE HEADWALL DETAIL**
NOT TO SCALE



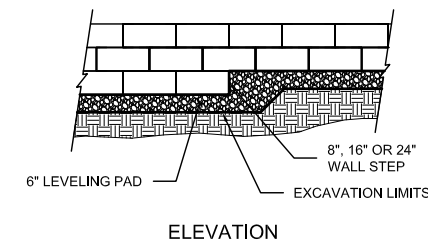
FENCE SECTION & PLAN DETAIL
NOT TO SCALE



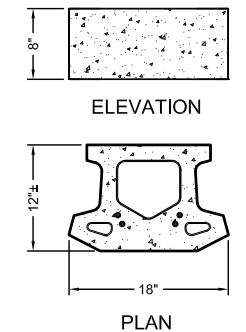
TYPICAL GUARDRAIL SECTION & PLAN DETAIL
NOT TO SCALE



TOP OF WALL STEPS

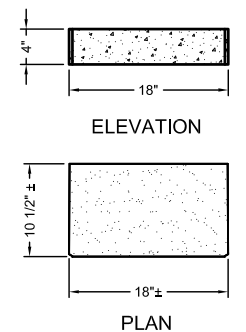


LEVELING PAD DETAIL



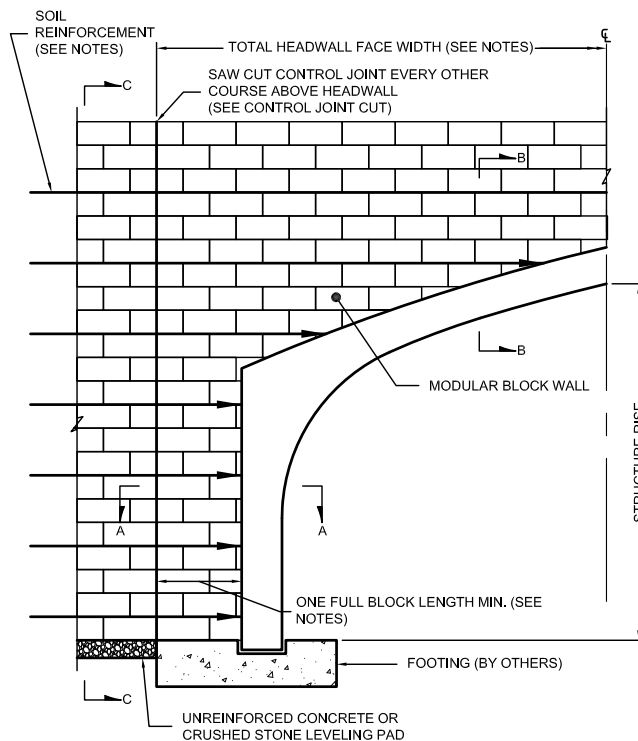
**3 PLANE SPLIT
COMPAC III UNIT**

* DIMENSIONS & AVAILABILITY WILL VARY BY REGION
** ALTERNATE FACE STYLES AVAILABLE



**STRAIGHT SPLIT
CAP UNIT OPTION**

* DIMENSIONS & AVAILABILITY WILL VARY BY REGION



**PERPENDICULAR CONSPAN B-SERIES
MODULAR BLOCK HEADWALL DETAIL**
NOT TO SCALE

Copyright 2018 Keystone Retaining Wall Systems LLC

This document may contain proprietary information and shall not be duplicated in whole or in part, nor distributed to others without written consent of Keystone Retaining Wall Systems LLC.

The suitability and/or manner of use of any details contained in this document is sole responsibility of the user. Final project specific designs shall be prepared by a licensed professional engineer in the state of the project location.

No.	Date	Revision	By



4444 W 78th Street
Minneapolis, MN 55435
952-897-1040

Designed By:	Title:	Conspan B-Series Details	Date:
Checked By:	Project:	Keystone Retaining Wall Systems Typical Headwall Details	Project No:
Scale:			Drawing No:
No Scale			