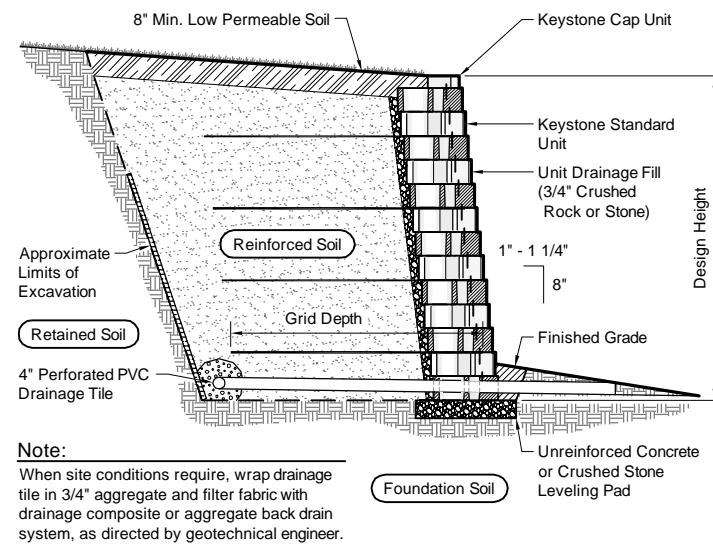
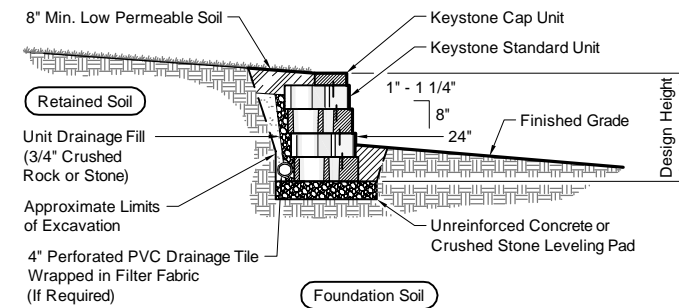


Typical Reinforced Wall Section
Standard Unit - Near Vertical Setback



Typical Reinforced Wall Section
Standard Unit - 1" Setback

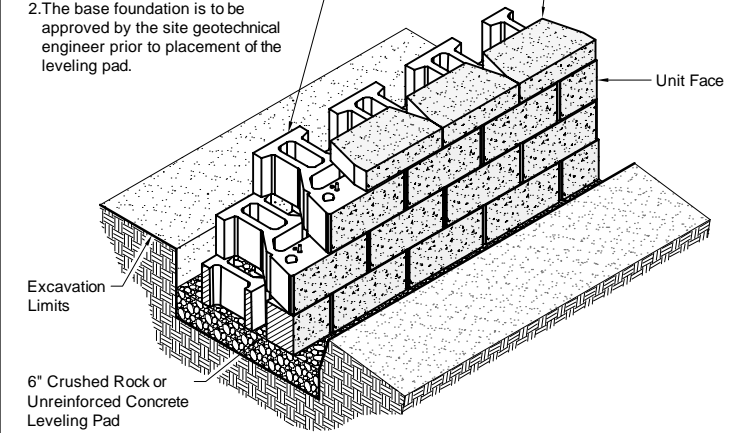


Typical Gravity Wall Section
Standard Unit - 1" Setback

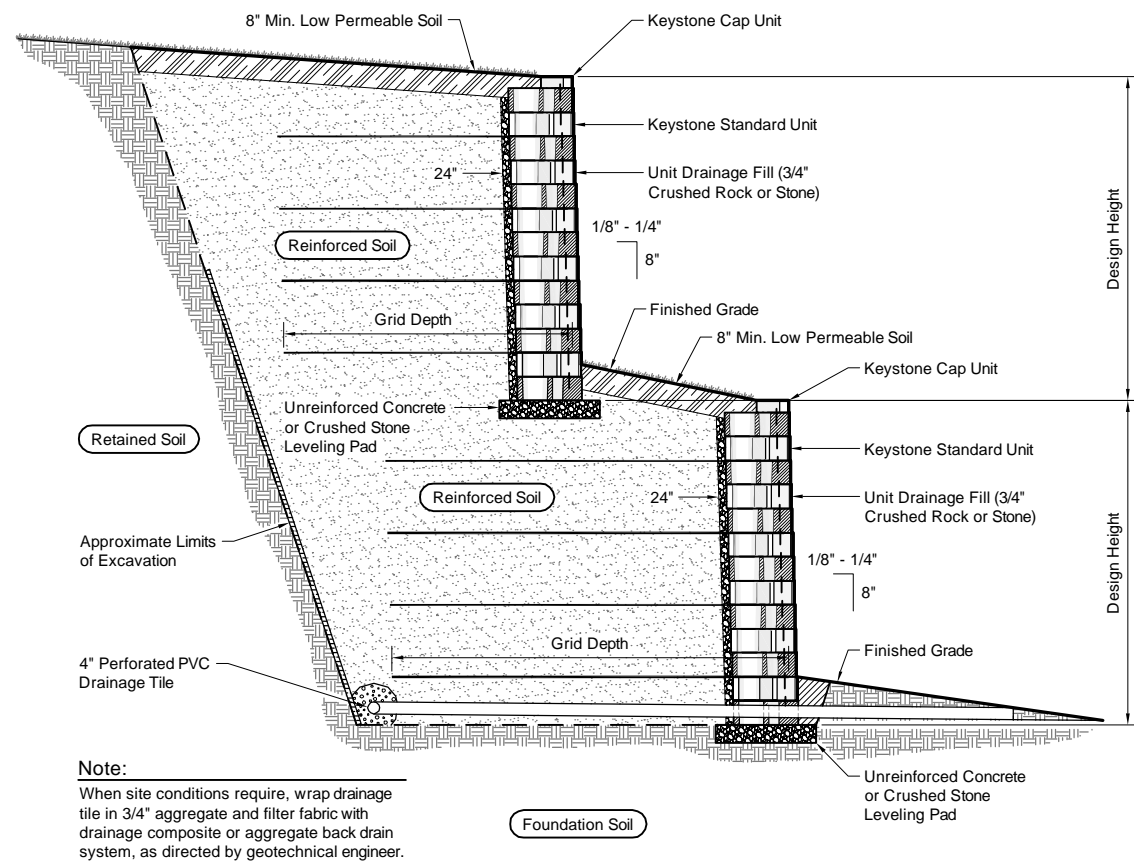
Base Leveling Pad Notes:

- The leveling pad is to be constructed of crushed stone or 2,000 psi± unreinforced concrete
- The base foundation is to be approved by the site geotechnical engineer prior to placement of the leveling pad.

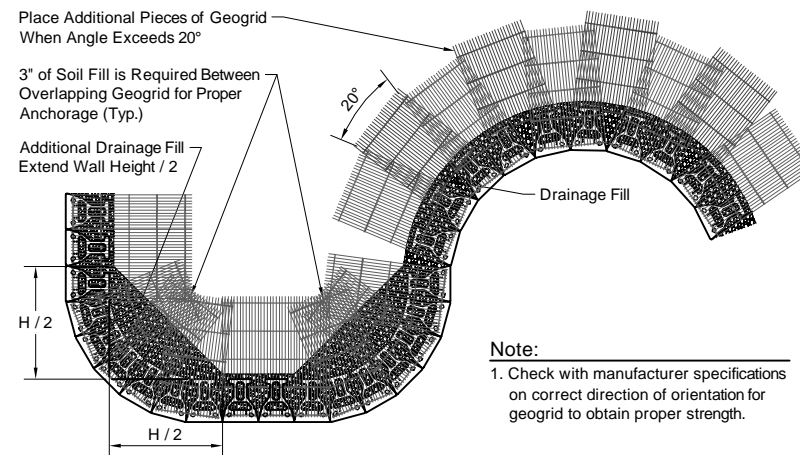
Standard Unit		Cap Unit	
Width:	18"	Width:	18"
*Depth:	21 1/2"	*Depth:	10 1/2"
Height:	8"	Height:	4"
*Weight:	125 lbs	*Weight:	50 lbs



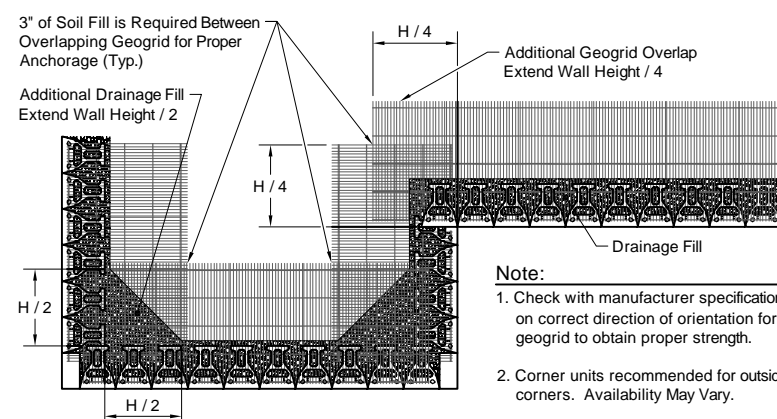
Standard Unit/Base Pad Isometric Section View
* Dimensions & Weight May Vary by Region



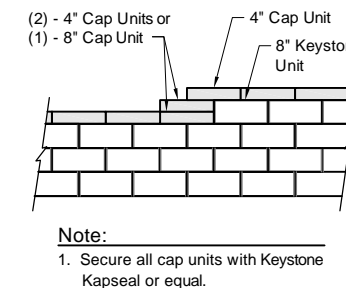
Typical Reinforced Tiered Wall Section
Standard Unit - Near Vertical Setback



Geogrid Installation on Curves

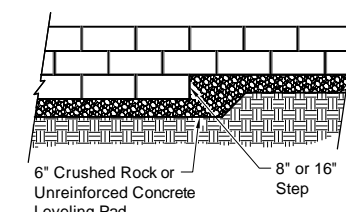


Geogrid Installation at Corners

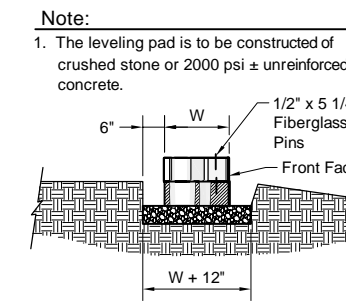


- Note:**
- Secure all cap units with Keystone Kapseal or equal.

Top of Wall Steps

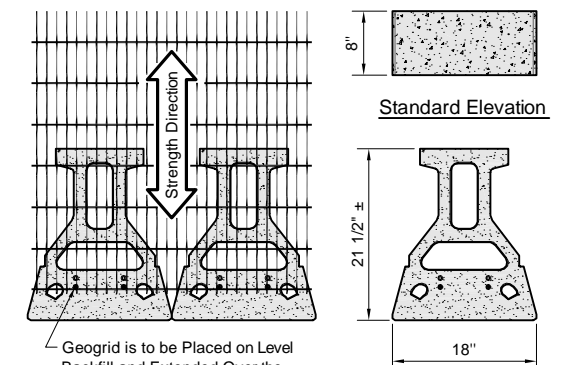


Elevation



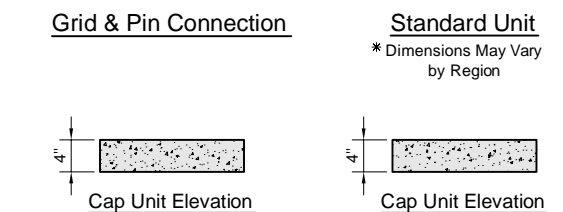
Section

Leveling Pad Detail



Standard Elevation

Standard Plan



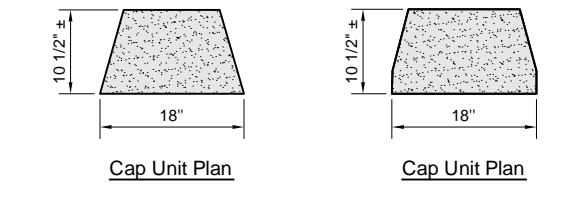
Grid & Pin Connection

Standard Unit

* Dimensions May Vary by Region

Cap Unit Elevation

Cap Unit Elevation



Cap Unit Plan

Cap Unit Plan

Universal Cap Unit Option

* Dimensions & Availability Will Vary by Region

Straight Split Cap Unit Option

* Dimensions & Availability Will Vary by Region

Copyright 2003 Keystone Retaining Wall Systems

Design is for internal stability of the KEYSTONE wall structure only. External stability, including but not limited to foundation and slope stability is the responsibility of the Owner. The design is based on the assumption that the materials within the retained mass, methods of construction, and quality of materials conform to KEYSTONE's specification for this project.

This drawing is being furnished for this specific project only. Any party accepting this document does so in confidence and agrees that it shall not be duplicated in whole or in part, nor disclosed to others without the consent of Keystone Retaining Wall Systems, Inc.

No.	Date	Revision	By



Designed By: RKM	Title: Standard Unit 21 - Straight Face Details	Date:
Checked By: CDM	Project: Keystone Retaining Wall Systems Typical Wall Details	Project No:
Scale: No Scale		Drawing No: