



KEYSTONE® INTERLOCKING PINS

Keystone interlocking pin system system maximizes design options, improves the installation process and increases the structural integrity of retaining walls. Allowing for a near vertical or setback installation, Keystone interlocking pins take the question out of proper block placement and improve interaction with geosynthetic textiles. Weatherproof pins also help the wall to withstand weather challenges.



	DOM Alignment Pin	Shouldered Pins*	Straight Pins*	Steel Pins
Pin Length	2 ³ / ₈ " (60mm)	3 ³ / ₄ " (95mm)	5 ¹ / ₄ " (133mm)	8" (203mm)
Pin Diameter		1/2" (13mm)	1/2" (13mm)	9/16" (14mm)
Shoulder Length	1" (25mm)	7/8" (22mm)		
Shoulder Diameter	3/4" (15mm)	3/4" (15mm)		

*Keystone's pultruded fiberglass pins feature 6,400 psi. shear strength.

Pin Requirement by Product

Product	DOM Alignment Pin*	Shouldered Pins	Straight Pins	Steel Pins
Insignia® Wall	x			
Alameda® Wall	x			
Visage® Wall	x			
Palazzo Stone®	x			
Verazzo Stone®	x			
Country Manor® - 2pc	x			
Country Manor®	x	x		
Stonegate® - 6"	x	x		
Stonegate® - 3"	x			
Keystone Compac®			x	
Keystone Standard®			x	
Keystone Century Wall®		x		
Keystone Half Century Wall®		x		
KeySteel® SQ.Ft. - KeySystem I				x
KeyGrid™ - KeySystem II			x	
133Elite®		x		

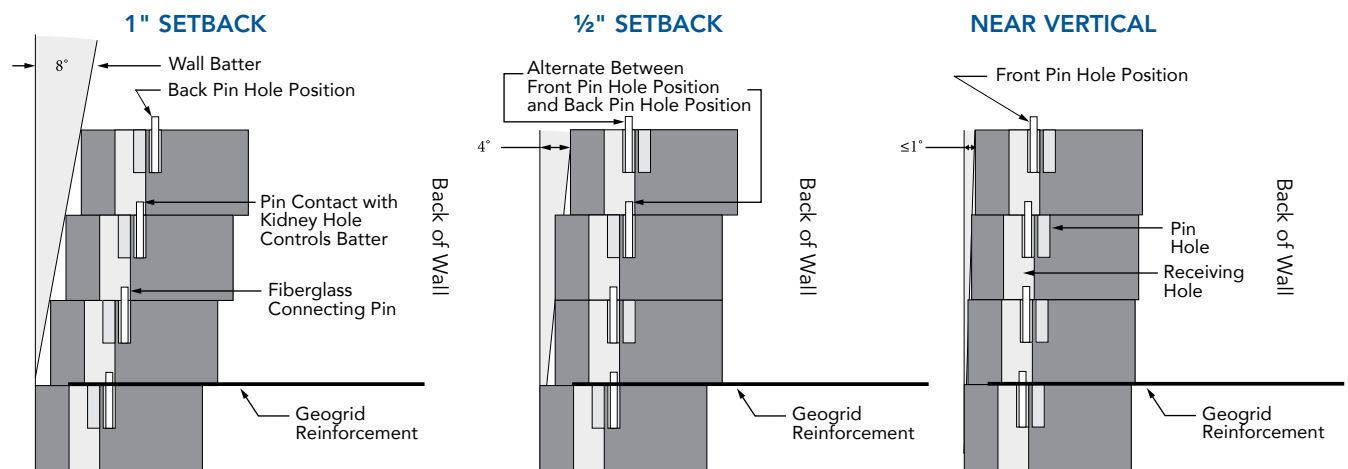
*For use in gravity walls (without geogrid reinforcement) only.



Insignia® Wall

KEYSTONE® INTERLOCKING PINS

Straight & Shouldered Pin Installation: Keystone products using the straight and shouldered pins have 3 setback options, near vertical, 1/2 inch setback and 1 inch setback. For the near vertical option, place the pins in the front pin holes, or for the 1 inch minimum setback, place the pins in the rear pin holes.



DOM Pin Installation:

FOR SET BACK WALLS:

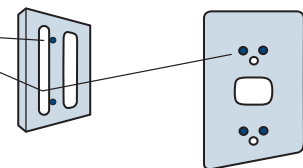
The longer faces of each unit will be the front faces of your retaining wall, place pins in the back pin holes.



Insignia & Alameda Units

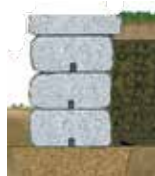
Palazzo, Verazzo, Stonegate, & Country Manor Units

Use outside pinholes for ±1" block setback retaining walls



FOR FREE STANDING WALLS:

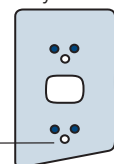
Pins will be placed in middle hole.



Product shown: Keystone Country Manor

Palazzo, Verazzo, Stonegate, & Country Manor Units

Use center pinhole for freestanding and vertical walls



Keystone Retaining Wall Systems LLC
 4444 West 78th Street • Minneapolis, MN 55435
 (952) 897-1040 • www.keystonewalls.com

©2018 Keystone Retaining Wall Systems LLC

